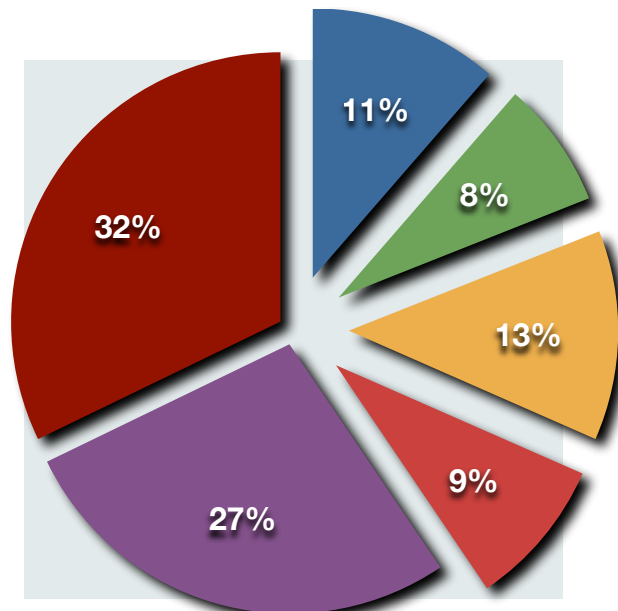


2007 FINANCE REPORT



INCOME

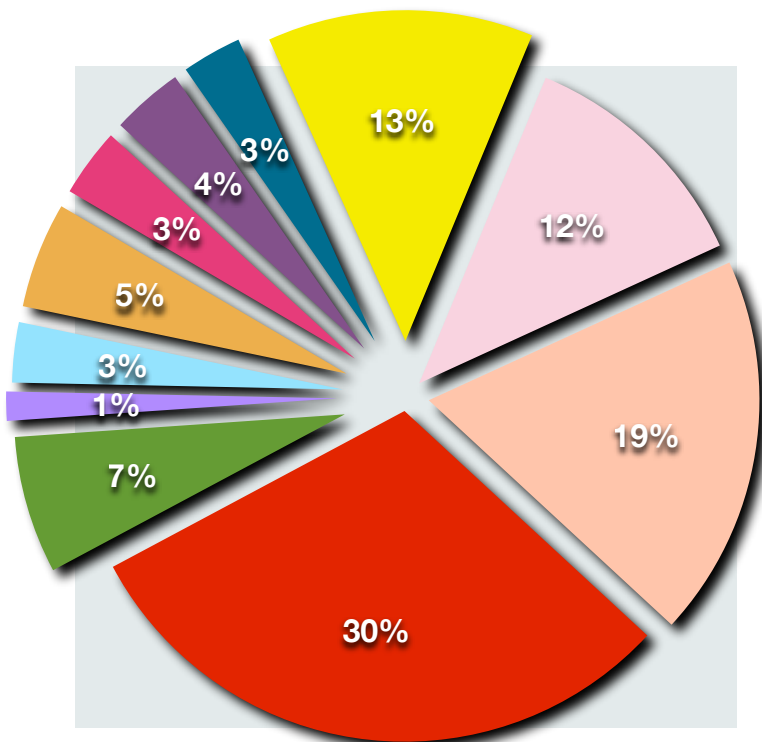


- 2006 Rollover
- Clean Water Donations
- Orphan Support Donations
- Malaria Donations
- General/ Not Specified Donations
- Summer Project Fees

INCOME

Categories	USD
2006 Rollover	\$4,597
Clean Water Donations	\$3,075
Orphan Support Donations	\$5,090
Malaria Donations	\$3,610
General/ Not Specified Donations	\$11,027
Summer Project Fees	\$13,000
Total Income	\$40,399

EXPENDITURES

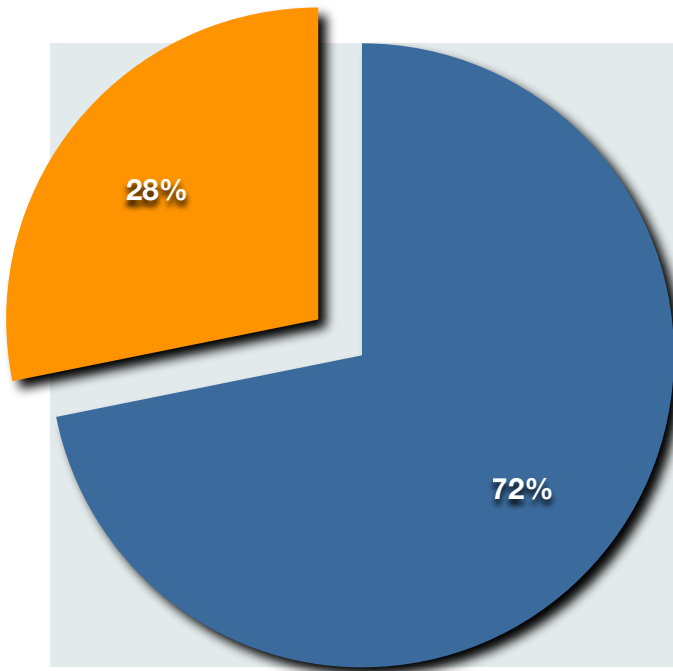


- U.S. Administrative Costs
- Safe Water Summer Project
- Malaria Summer Project
- Orphan Support Summer Project
- Healthcare Summer Project
- Obstetric Fistula Summer Project
- Shallow Water Wells (Note 1)
- Intern Expenses (Note 2)
- Insecticide Treated Mosquito Nets
- Scholarship Expenses
- Goat for Widows Economic Empowerment

EXPENDITURES

Categories	USD
U.S. Administrative Costs	\$424
Safe Water Summer Project	\$875
Malaria Summer Project	\$1,541
Orphan Support Summer Project	\$998
Healthcare Summer Project	\$1,048
Obstetric Fistula Summer Project	\$870
Shallow Water Wells (Note 1)	\$3,873
Intern Expenses (Note 2)	\$3,546
Insecticide Treated Mosquito Nets	\$5,572
Scholarship Expenses	\$9,025
Goat for Widows Economic Empowerment Project (See Note 3)	\$2,000
Total Expenditures	\$29,772

Net Balance



- 2007 Surplus in U.S.
- 2007 Surplus in Uganda

Net Balance	\$10,627
2007 Surplus in U.S.	\$7,634
2007 Surplus in Uganda	\$2,993

NOTES

1. 8 Wells Constructed in 2007. Average \$490 per Well.
2. Data: Ben Krause (Dec 2006-Aug 2007) and Matt Putkoski (Aug 2007-Dec 2007) Expense Reports
3. Funded by the UC Berkeley Blum Center for Development Economics